

BGF World Technology Fund Class I2 Hedged EUR

AUGUST 2020 FACTSHEET

Performance, Portfolio Breakdowns and Net Assets information as at: 31-Aug-2020. All other data as at 10-Sep-2020.

For Professional Clients And Qualified Investors Only.

FUND OVERVIEW

The Fund aims to maximise the return on your investment through a combination of capital growth and income on the Fund's assets. The Fund invests globally at least 70% of its total assets in the shares of companies the main business of which is in the technology sector.

GROWTH OF HYPOTHETICAL 10,000



Share Class and Benchmark performance displayed in EUR. Source: BlackRock. Performance is shown on a Net Asset Value (NAV) basis, with gross income reinvested. **Source: BlackRock. Past performance is not a guide to future performance and should not be the sole factor of consideration when selecting a product.**

12 MONTH PERFORMANCE PERIODS - TO LAST QUARTER END

	30/6/2015- 30/6/2016	30/6/2016- 30/6/2017	30/6/2017- 30/6/2018	30/6/2018- 30/6/2019	30/6/2019- 30/6/2020	2019 Calendar Year
Share Class	N/A	N/A	N/A	8.63%	41.48%	40.59%
Benchmark	N/A	N/A	N/A	9.88%	31.85%	46.89%

Share Class performance is calculated on a Net Asset Value (NAV) basis, with income reinvested, in Euro, net of fees. Benchmark performance displayed in EUR.

CUMULATIVE & ANNUALISED PERFORMANCE

	Cumulative (%)					Annualised (% p.a.)		
	1m	3m	6m	YTD	1 Year	3 Year	5 Year	Since Inception
Share Class	7.13%	30.91%	54.78%	52.66%	63.61%	N/A	N/A	29.08%
Benchmark	9.21%	25.78%	37.30%	31.20%	53.38%	N/A	N/A	23.82%
Quartile Rank	N/A	N/A	N/A	N/A	N/A	N/A	N/A	N/A

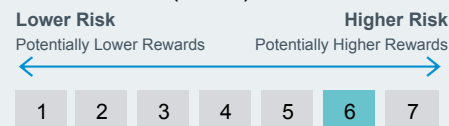
The figures shown relate to past performance. Past performance is not a reliable indicator of current or future results and should not be the sole factor of consideration when selecting a product or strategy.

Share Class and Benchmark performance displayed in EUR, hedged fund benchmark performance is displayed in USD. Performance is shown on a Net Asset Value (NAV) basis, with gross income reinvested where applicable. The return of your investment may increase or decrease as a result of currency fluctuations if your investment is made in a currency other than that used in the past performance calculation. **Source: BlackRock**

Key Risks: All financial investments involve an element of risk. Therefore, the value of your investment and the income from it will vary and your initial investment amount cannot be guaranteed. The fund invests a large portion of assets which are denominated in other currencies; hence changes in the relevant exchange rate will affect the value of the investment. The fund invests in a limited number of market sectors. Compared to investments which spread investment risk through investing in a variety of sectors, share price movements may have a greater effect on the overall value of this fund.

Capital at risk. All financial investments involve an element of risk. Therefore, the value of your investment and the income from it will vary and your initial investment amount cannot be guaranteed.

SYNTHETIC RISK & REWARD INDICATOR (SRRI)



KEY FACTS

Asset Class	Equity
Morningstar Category	-
Fund Launch Date	03-Mar-1995
Share Class Launch Date	28-Feb-2018
Fund Base Currency	USD
Share Class Currency	EUR
Total Fund Size (M)	7,167.90 USD
Benchmark	MSCI All Country World Information Technology- Net Return in USD
Domicile	Luxembourg
Fund Type	UCITS
ISIN	LU1728554749
Bloomberg Ticker	BGWT12H
Distribution Type	
Minimum Initial Investment	5,000 USD*

* or currency equivalent

PORTFOLIO MANAGER(S)

Tony Kim
Reid Menge

TOP HOLDINGS (%)

APPLE INC	4.65
MICROSOFT CORP	3.80
AMAZON COM INC	2.89
TESLA INC	2.65
ALIBABA GROUP HOLDING ADR REPRESEN	2.12
TENCENT HOLDINGS LTD	1.94
LG CHEM LTD	1.72
SQUARE INC CLASS A	1.70
ALPHABET INC CLASS A	1.70
PAYPAL HOLDINGS INC	1.69
Total of Portfolio	24.86

Holdings subject to change

SECTOR BREAKDOWN (%)

	Fund	Benchmark	Active
Software & Services	37.77	49.04	-11.27
Semiconductors & Semiconductor	14.28	19.64	-5.35
Equipment			
Media & Entertainment	14.01	0.00	14.01
Retailing	12.74	0.00	12.74
Cash and/or Derivatives	5.31	0.00	5.31
Tech Hardware & Equip	5.15	31.33	-26.17
Autos & Components	3.15	0.00	3.15
Consumer Services	2.26	0.00	2.26
Materials	1.72	0.00	1.72
Health Care Equipment & Services	1.42	0.00	1.42
Commercial & Professional Services	0.76	0.00	0.76
Other	1.43	0.00	1.43

Negative weightings may result from specific circumstances (including timing differences between trade and settlement dates of securities purchased by the funds) and/or the use of certain financial instruments, including derivatives, which may be used to gain or reduce market exposure and/or risk management. Allocations are subject to change.

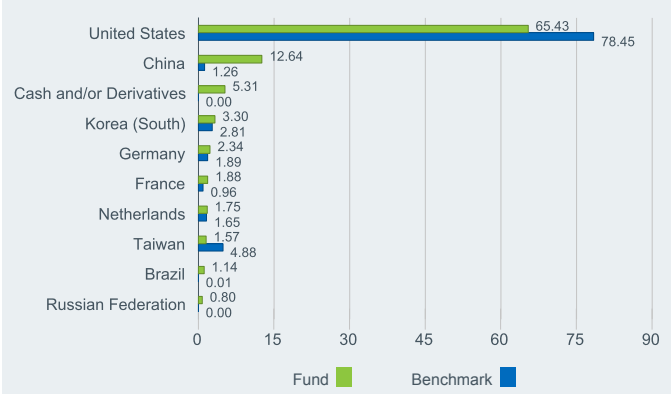
FEES AND CHARGES

Max Initial Charge	0.00%
Exit Fee	
Ongoing Charge	0.81%
Performance Fee	

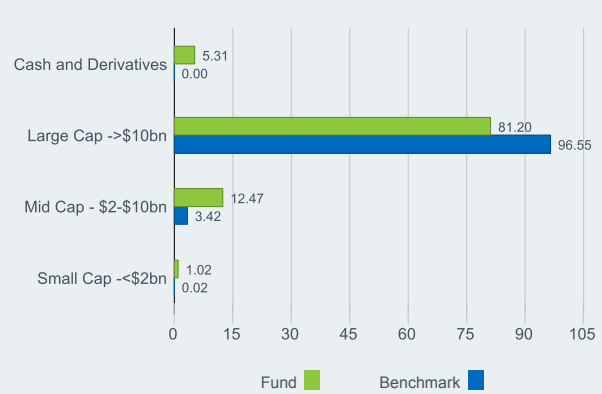
DEALING INFORMATION

Settlement	Trade Date + 3 days
Dealing Frequency	Daily, forward pricing basis

GEOGRAPHIC BREAKDOWN (%)



MARKET CAPITALISATION (%)



GLOSSARY

Market Capitalisation: is the total value of the shares issued by a company which trades on the stock exchange.

Ongoing Charge: is a figure representing all annual charges and other payments taken from the fund.

Price to Book Ratio: represents the ratio of the current closing price of the share to the latest quarter's book value per share.

Price to Earnings (TTM) Ratio: represents the ratio of the market price per share of a company to the company's earnings per share for a twelve-month period (usually the last 12 months or trailing twelve months (TTM)).

Quartile Rank: categorises a fund into four equal bands based on their performance over a specified period within the relevant Morningstar's sector. The top or first quartile contains the top 25% of funds, through to the bottom or 4th quartile which contains the bottom 25% of funds.

SRRI: is a value based on the volatility of the fund, which gives an indication of the overall risk and reward profile of the Fund.

Performance Fee: is charged on any returns that, subject to a High Water Mark, the Fund achieves above its performance fee benchmark. Please refer to the Prospectus for further information.

+44 (0) 20 7743 33 investor.services@blackrock.com

www.blackrock.com

IMPORTANT INFORMATION:

This material is for distribution to Professional Clients and should not be relied upon by any other persons. All financial investments involve an element of risk. Therefore, the value of your investment and the income from it will vary and your initial investment amount cannot be guaranteed. BlackRock Global Funds (BGF) is an open-ended investment company established in Luxembourg which is available for sale in certain jurisdictions only. BGF is not available for sale in the U.S. or to U.S. persons. Product information concerning BGF should not be published in the U.S. It is recognised under Section 264 of the Financial Services and Markets Act 2000. BlackRock Investment Management (UK) Limited is the UK distributor of BGF. Most of the protections provided by the UK regulatory system, and the compensation under the Financial Services Compensation Scheme, will not be available. A limited range of BGF sub-funds have a reporting fund status A sterling share class that seeks to comply with UK Reporting Fund Status requirements. Unless indicated the fund information displayed only provides summary information. Subscriptions in BGF are valid only if made on the basis of the current Prospectus, the most recent financial reports and the Key Investor Information Document, which are available on our website. Prospectuses, Key Investor Information Documents and application forms may not be available to investors in certain jurisdictions where the Fund in question has not been authorised. Issued by BlackRock Investment Management (UK) Limited (authorised and regulated by the Financial Conduct Authority). Registered office: 12 Throgmorton Avenue, London, EC2N 2DL. Registered in England No. 2020394. Tel: 020 7743 3000. For your protection, telephone calls are usually recorded. The BlackRock Global Funds is domiciled in Luxembourg. Investor Information Document and the Prospectus. BlackRock Asset Management Schweiz AG, Bahnhofstrasse 39, CH-8001 Zurich, is the Swiss Representative and State Street Bank International GmbH, Munich, Zurich Branch, Beethovenstrasse 19, CH-8002 Zürich, the Swiss Paying Agent. The Prospectus, Key Investor Information Document, the Articles of Incorporation, the latest and any previous annual and semi-annual reports are available free of charge from the Swiss representative. Investors should read the fund specific risks in the Key Investor Information Document and the Prospectus. Issued in the Netherlands by the Amsterdam branch office of BlackRock Investment Management (UK) Limited: Amstelplein 1, 1096 HA Amsterdam, Tel: 020 - 549 5200. BGF has been registered on the official list of the Financial Supervision Commission (Komisja Nadzoru Finansowego) for distribution in Poland. Issued in Poland by the representative office BlackRock Investment Management (UK) Limited Dubiński, Fabrycki, Jeleński i Wspólnicy Kancelaria Prawna sp. k., ul.Zielna 37, 00-108 Warszawa. Paying agent in Poland is Bank Handlowy w Warszawie SA, ul. Senatorska 16, 00-950 Warsaw, Poland. Issued in Singapore by BlackRock (Singapore) Limited. BlackRock Global Funds has appointed BlackRock (Singapore) Limited (company registration number: 200010143N) as its Singapore representative and agent for service of process Website:www.blackrock.com.sg and Tel:+65 6411 3000). This is for distribution to accredited investors and Professional Intermediaries only. In Hong Kong, this information is issued by BlackRock Asset Management North Asia Limited. This material is for distribution to "Professional Investors" (as defined in the Securities and Futures Ordinance (Cap.571 of the laws of Hong Kong)) and should not be relied upon by any other persons or redistributed to retail clients in Hong Kong. For Hong Kong investors, please refer to the BlackRock Global Funds Prospectus for details, including risk factors. BlackRock is a trading name of BlackRock Investment Management (UK) Limited. This information can be distributed in and from the DIFC by BlackRock Advisors (UK) Limited - Dubai Branch which is regulated by the Dubai Financial Services Authority ("DFSA") and is only directed at 'Professional Clients' and no other person should rely upon the information contained within it. Neither the DFSA or any other authority or regulator located in the GCC or MENA region has approved this information. This information and associated materials have been provided to you at your express request, and for your exclusive use. This document is not intended for distribution to, or use by, any person or entity in any jurisdiction or country where such distribution would be unlawful under the securities laws of such. Any distribution, by whatever means, of this document and related material to persons other than those referred to above is strictly prohibited. Please be advised that BlackRock Investment Management (UK) Limited is an authorised financial services provider with the South African Financial Services Board, FSP No. 43288". © 2020 BlackRock, Inc. All Rights reserved. BLACKROCK, BLACKROCK SOLUTIONS, iSHARES, BUILD ON BLACKROCK, SO WHAT DO I DO WITH MY MONEY are registered and unregistered trademarks of BlackRock, Inc. or its subsidiaries in the United States and elsewhere. All other trademarks are those of their respective owners.

SUSTAINABILITY CHARACTERISTICS

Sustainability Characteristics can help investors integrate non-financial, material sustainability considerations into their investment process. These metrics enable investors to evaluate funds based on their environmental, social, and governance (ESG) risks and opportunities. This analysis can provide insight into the effective management and long-term financial prospects of a fund.

The metrics below have been provided for transparency and informational purposes only. The existence of an ESG rating is not indicative of how or whether ESG factors will be integrated into a fund. The metrics are based on MSCI Fund Ratings and, unless otherwise stated in Fund documentation and included within a Fund's investment objective, ESG integration does not change a Fund's investment objective or constrain the Investment Manager's investable universe, and there is no indication that an ESG or Impact focused investment strategy or exclusionary screens will be adopted by a Fund. For more information regarding a fund's investment strategy, please see the fund's prospectus.

MSCI ESG Fund Rating (AAA-CCC)	A	MSCI ESG Quality Score (0-10)	6.00
MSCI ESG Quality Score - Peer Percentile	49.65%	MSCI ESG % Coverage	90.87%
Fund Lipper Global Classification	Equity Sector Information Tech	MSCI Weighted Average Carbon Intensity (Tons CO2E/\$M SALES)	31.70
Funds in Peer Group	429		

All data is from MSCI ESG Fund Ratings as of **01-Aug-2020**, based on holdings as of **31-Jan-2020**. As such, the funds sustainable characteristics may differ from MSCI ESG ratings from time to time.

To be included in MSCI ESG Fund Ratings, 65% of the fund's underlying holdings (excluding cash positions) must be covered by MSCI ESG Research, the fund's holdings date must be less than one year old, and the fund must have at least ten securities. For newly launched funds, sustainability characteristics are typically available 6 months after launch.

ESG GLOSSARY

MSCI ESG Fund Rating (AAA-CCC): The MSCI ESG Rating is calculated as a direct mapping of ESG Quality Scores to letter rating categories (e.g. AAA = 8.6-10). The ESG Ratings range from leader (AAA, AA), average (A, BBB, BB) to laggard (B, CCC).

MSCI ESG Quality Score - Peer Percentile: The fund's ESG Percentile compared to its Lipper peer group.

Fund Lipper Global Classification: The fund peer group as defined by the Lipper Global Classification.

Funds in Peer Group: The number of funds from the relevant Lipper Global Classification peer group that are also in ESG coverage.

MSCI ESG Quality Score (0-10): The MSCI ESG Quality Score (0 - 10) for funds is calculated using the weighted average of the ESG scores of fund holdings. The Score also considers ESG Rating trend of holdings and the fund exposure to holdings in the laggard category. MSCI rates underlying holdings according to their exposure to 37 industry specific ESG risks and their ability to manage those risks relative to peers.

MSCI ESG % Coverage: Percentage of a fund's holdings that have MSCI ESG ratings data.

MSCI Weighted Average Carbon Intensity (Tons CO2E/\$M SALES): Measures a fund's exposure to carbon intensive companies. This figure represents the estimated greenhouse gas emissions per \$1 million in sales across the fund's holdings. This allows for comparisons between funds of different sizes.

IMPORTANT INFORMATION:

The above Sustainability Characteristics metrics are not to be taken as an exhaustive list of the controversial areas of interest and are part of an extensive set of MSCI ESG metrics. There may be corporate actions or other situations that may cause the Fund or Index to passively hold securities that may not comply with MSCI ESG criteria. Please refer to the Fund's prospectus for more information. The screening applied by MSCI may include revenue thresholds set by MSCI. The information displayed above may not include all of the screens that apply to the relevant index or the relevant Fund. These screens are described in more detail in the Fund's prospectus, KIID and the relevant index methodology.

Certain information contained herein (the "Information") has been provided by MSCI ESG Research LLC, a RIA under the Investment Advisers Act of 1940, and may include data from its affiliates (including MSCI Inc. and its subsidiaries ("MSCI")), or third party suppliers (each an "Information Provider"), and it may not be reproduced or disseminated in whole or in part without prior written permission. The Information has not been submitted to, nor received approval from, the US SEC or any other regulatory body. The Information may not be used to create any derivative works, or in connection with, nor does it constitute, an offer to buy or sell, or a promotion or recommendation of, any security, financial instrument or product or trading strategy, nor should it be taken as an indication or guarantee of any future performance, analysis, forecast or prediction. Some funds may be based on or linked to MSCI indexes, and MSCI may be compensated based on the fund's assets under management or other measures. MSCI has established an information barrier between equity index research and certain Information. None of the Information in and of itself can be used to determine which securities to buy or sell or when to buy or sell them. The Information is provided "as is" and the user of the Information assumes the entire risk of any use it may make or permit to be made of the Information. Neither MSCI ESG Research nor any Information Party makes any representations or express or implied warranties (which are expressly disclaimed), nor shall they incur liability for any errors or omissions in the Information, or for any damages related thereto. The foregoing shall not exclude or limit any liability that may not be applicable law be excluded or limited.